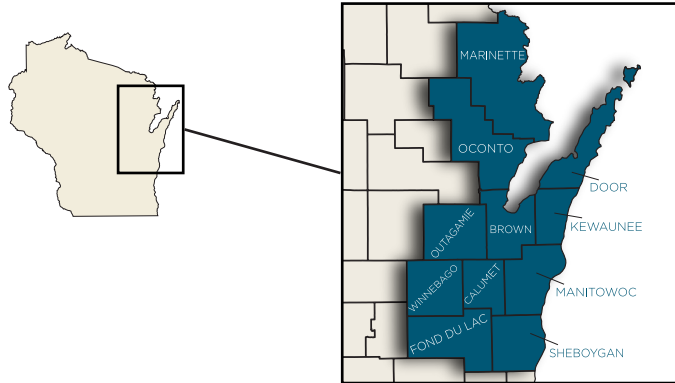


5-YEAR INVESTMENT TOTALS: NORTHEAST

CY 2018 - 2022



Single Family



Loans 5,867
Investment \$ 451,577,760
Units 3,550

Economic Development



Guarantees
Businesses 4
Investment \$ 1,493,250

Participation Lending
Businesses 1
Investment \$ 1,308,179

Multifamily



Financing
Loans 48
Investment \$ 131,208,799

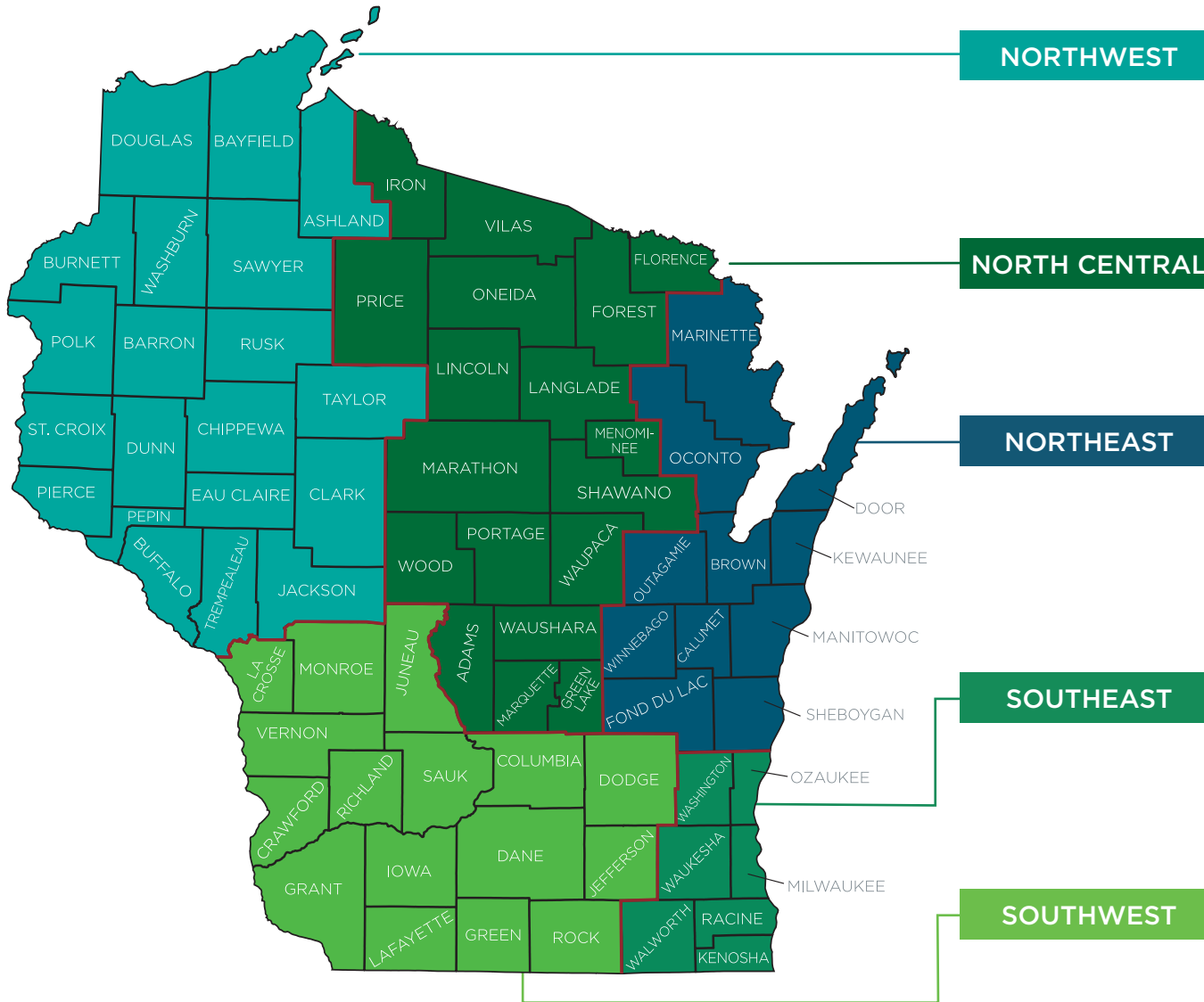
Federal & State Housing Tax Credits
Awards 29
Investment \$ 25,215,602


Total Units 3,288

COUNTY	SINGLE FAMILY		MULTIFAMILY				ECONOMIC DEVELOPMENT	
	Mortgages		Financing		Housing Tax Credits		Guarantees & Loans	
	# Loans	Investment	# Loans	Investment	# Awards	Investment	# Businesses	Investment
Brown	1,191	\$ 105,369,541	7	\$ 18,104,148	9	\$ 7,953,583	1	\$ 1,000,000
Calumet	201	\$ 16,373,353			2	\$ 568,349		
Door	100	\$ 7,866,291	9	\$ 11,217,000	2	\$ 1,253,315	1	\$ 165,750
Fond du Lac	728	\$ 49,343,146	4	\$ 11,962,697	1	\$ 891,553	1	\$ 15,000
Kewaunee	107	\$ 7,549,979						
Manitowoc	619	\$ 40,243,136	3	\$ 7,350,000	2	\$ 1,963,158		
Marinette	85	\$ 4,712,367			1	\$ 747,275	1	\$ 312,500
Oconto	96	\$ 6,950,316	2	\$ 9,996,228	1	\$ 1,692,444		
Outagamie	1,097	\$ 91,689,404	3	\$ 14,400,000	4	\$ 3,121,236		
Sheboygan	447	\$ 35,293,609	12	\$ 45,473,826	5	\$ 6,653,459		
Winnebago	1,196	\$ 86,186,618	8	\$ 12,704,900	2	\$ 371,230		
	5,867	\$ 451,577,760	48	\$ 131,208,799	29	\$ 25,215,602	4	\$ 1,493,250


5-YEAR INVESTMENT TOTALS: STATEWIDE

CY 2018 - 2022



Single Family 

# Loans	23,214
Investment	\$ 1,900,641,067
Units	14,045

Multifamily 

Financing

# Loans	280
Investment	\$ 929,650,487
Units	9,837

Federal & State Housing Tax Credits

# Awards	186
Investment	\$ 166,702,001
Units	12,922

Economic Development 

Guarantees

# of Businesses	90
Investment	\$ 18,910,483

Participation Lending

# of Businesses	8
Investment	\$ 11,794,090