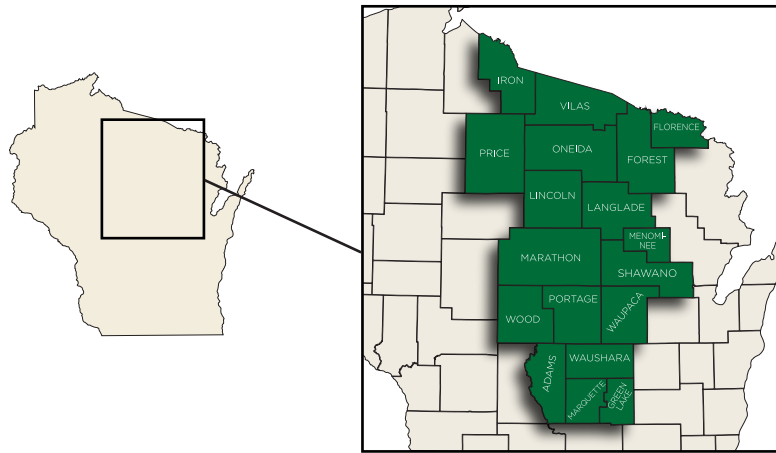


5-YEAR INVESTMENT TOTALS: NORTH CENTRAL

CY 2018 - 2022



Single Family



Loans Investment 3,878 \$ 264,799,396

Multifamily



Financing
Loans Investment 24 \$ 71,978,677

Economic Development



Guarantees
Businesses Investment 6 \$ 1,382,096

Participation Lending
Businesses Investment 1 \$ 336,000

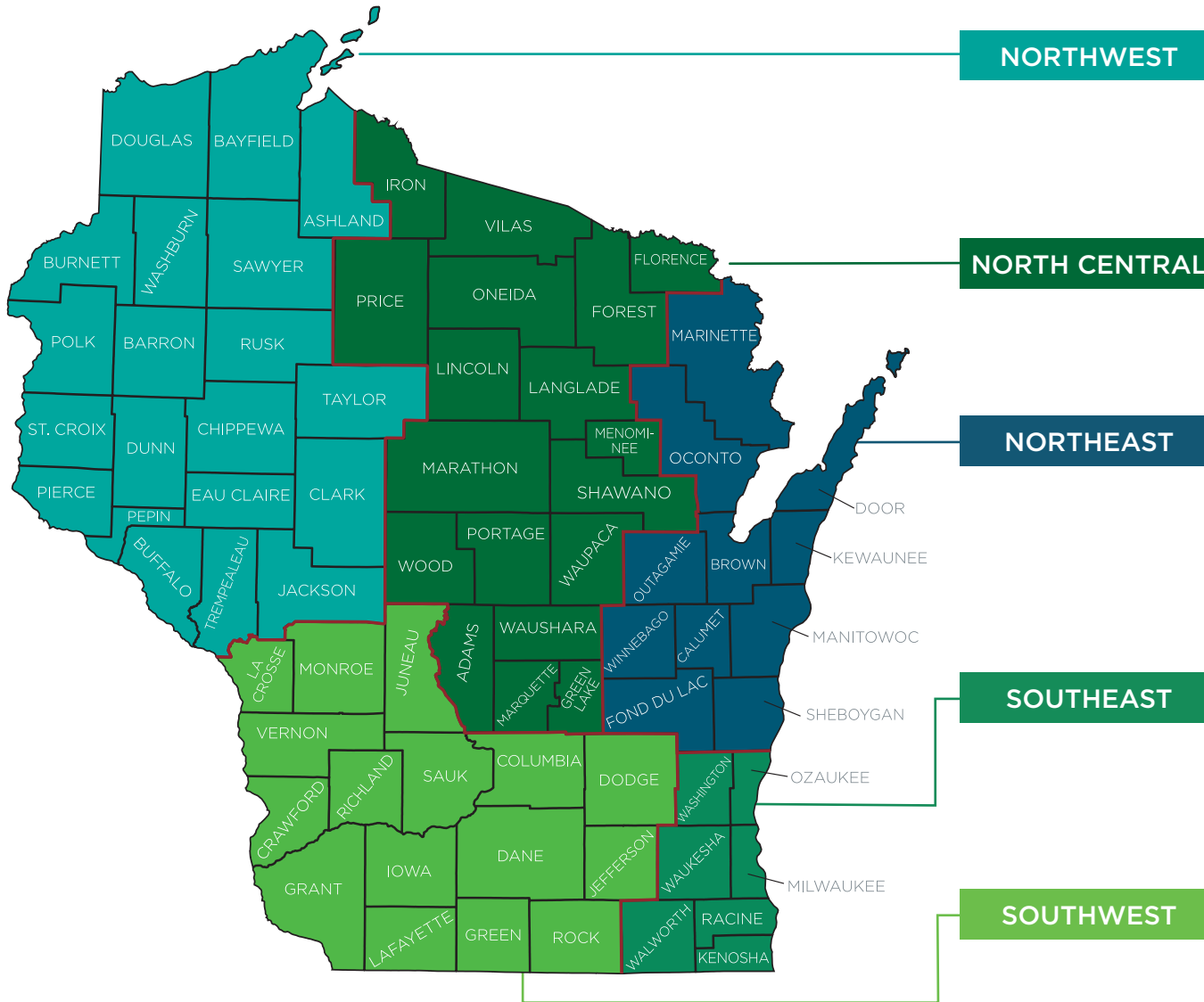
Federal and State Housing Tax Credits
Awards Investment 18 \$ 14,397,738


Total Units 1,622

COUNTY	SINGLE FAMILY		MULTIFAMILY				ECONOMIC DEVELOPMENT	
	Mortgages		Financing		Housing Tax Credits		Guarantees & Loans	
	# Loans	Investment	# Loans	Investment	# Awards	Investment	# Businesses	Investment
Adams	65	\$ 4,318,696	1	\$ 413,000	1	\$ 253,377	1	\$ 250,000
Florence	6	\$ 429,725						
Forest	36	\$ 1,687,867						
Green Lake	77	\$ 5,083,195						
Iron	2	\$ 66,500						
Langlade	64	\$ 3,551,169			1	\$ 1,607,912		
Lincoln	190	\$ 11,871,073					1	\$ 135,000
Marathon	1,291	\$ 92,466,587	5	\$ 19,213,914	4	\$ 3,020,657		
Marquette	119	\$ 8,032,196						
Menominee								
Oneida	106	\$ 6,534,274	6	\$ 7,645,000	3	\$ 2,183,038		
Portage	402	\$ 32,869,779	5	\$ 33,141,763	2	\$ 2,741,850	3	\$ 750,000
Price	38	\$ 2,130,247	1	\$ 1,848,000				
Shawano	143	\$ 8,843,818						
Vilas	52	\$ 3,580,774			5	\$ 3,967,610		
Waupaca	335	\$ 21,599,349	1	\$ 160,000	1	\$ 156,221		
Waushara	100	\$ 5,448,856	1	\$ 850,000				
Wood	852	\$ 56,285,291	4	\$ 8,707,000	1	\$ 467,073	1	\$ 247,096
	3,878	\$ 264,799,396	24	\$ 71,978,677	18	\$ 14,397,738	6	\$ 1,382,096


5-YEAR INVESTMENT TOTALS: STATEWIDE

CY 2018 - 2022



Single Family 

# Loans	23,214
Investment	\$ 1,900,641,067
Units	14,045

Multifamily 

Financing

# Loans	280
Investment	\$ 929,650,487
Units	9,837

Federal & State Housing Tax Credits

# Awards	186
Investment	\$ 166,702,001
Units	12,922

Economic Development 

Guarantees

# of Businesses	90
Investment	\$ 18,910,483

Participation Lending

# of Businesses	8
Investment	\$ 11,794,090

